

OMNI

electrical & lighting



2023-2024
LIGHTING CATALOGUE

Omni Electrical & Lighting

A brighter future

Bright ideas - reliably delivered

For nearly three decades, Omni Electrical & Lighting has been leading the industry with innovative ideas, cutting edge technology and manufacturing excellence. Choose Omni products for long-lasting quality, great value and complete peace of mind.

Everything you need under one roof

Choose from a full range of quality products including indoor lighting, outdoor lighting, electrical products and accessories. Available at leading electrical and lighting specialists throughout Australia.

• ELECTRICAL PRODUCTS

Quick connects, surface sockets, conduit fittings, adaptable boxes, mounting boxes, weather proof outlets and more.

• ACCESSORIES

Saddles, cable ties, cable clips, cable glands, cable connectors and more.

• COMMERCIAL LIGHTING

High bays, sensor high bays, flood lights, panels CCT/dimmable, low profile lamps, e40 high bay bulbs, corn lamps, T8 tubes and more.

• DOMESTIC LIGHTING

Down lights CCT, down lights / gimbaled, spike lights, bunker lights, security sensor lighting, bulbs, GU10/dimmerable, MR16, G412V and more.

A bright and sustainable future

Omni products are designed and manufactured with a minimal environmental footprint, and contribute to reduced emissions for the customers who install and use them.

A brighter future is here

When you choose Omni electrical and lighting products you get innovative technology, state-of-the-art manufacturing facilities and a focus on sustainability. Omni is one of the few companies in the business with R&D, manufacturing and sales all under one roof, ensuring reliable supply of our products when you need them.

There's many reasons why Omni is a great choice for your electrical and lighting needs.

Why switch to Omni LED?

With a huge investment in people and technology, our LED products are designed for maximum efficiency and functionality, while meeting the strictest environmental standards. Hundreds of product engineers work across 10 specialised testing laboratories with state-of-the-art technology to ensure all Omni products meet the highest quality standards at affordable prices.

Making great products, and a better world

We have a commitment to making the highest quality products that don't cost the earth. Continuous research and development helps us find better ways to make the products you and your customers use every day. We source sustainable raw materials, use low-impact manufacturing techniques and strive for efficiency in everything we do.

When you specify and use Omni electrical and lighting products you can be confident that they are as energy efficient as possible, meaning you can help protect the environment with lower energy usage, and also save money.

Omni. A risk-free choice

Get complete peace of mind when you purchase Omni's range of electrical and lighting products. When you specify and install our products, our industry-leading warranty of 5 years provides confidence that they will perform as intended and last for a long time.

Our Recall Insurance Policy provides the ultimate guarantee and is a completely risk-free choice. If one of our products fails we will not only replace the product, but also the cost of installing it.

Omni Electrical & Lighting are an Exclusive Supplier to MMEM Electrical and Go Electrical.

Make the switch to Omni Electrical & Lighting products today.



Omni Electrical & Lighting Pty Ltd

Head Office

17 Lacey St Croydon
Victoria 3136

Tel: 1300 333 001
Fax: 1300 333 002
Email: sales@omni-au.com
Website: www.omni-au.com

WA Sales Enquiry

Mob: 0415 591 059

NSW Sales Enquiry

Mob: 0415 591 059
Mob: 0491 704 352

ACT Sales Enquiry

Mob: 0491 704 352

Omni. A risk-free choice

Get complete peace of mind when you purchase Omni's range of electrical and lighting products. When you specify and install our products, our industry-leading warranty of 5 years provides confidence that they will perform as intended and last for a long time.

Our Recall Insurance Policy provides the ultimate guarantee and is a completely risk-free choice. If one of our products fails we will not only replace the product, but also the cost of installing it.

Omni Electrical and Lighting are an Exclusive Supplier to MMEM.

PRACTICAL ADVANTAGES OF USING OMNI LED

40W Incandescent Bulb		6W Omni LED A50 Bulb	
Light Output	470lm	Light Output	500lm
Consumption	40W	Consumption	6W
Life	1,000hrs	Life	20,000hrs

You can save up to **80% off** on your **BILLS** if you switch to OMNI LED Lights.



-  OMNI LED Bulbs conform to industry standards
-  OMNI LED Bulbs offer up to 90% ENERGY SAVINGS
-  OMNI LED Bulbs are long lasting
-  OMNI LED Bulbs are 100% recyclable
-  OMNI LED Bulbs don't emit UV rays and infrared



PARAMETERS	Incandescent	CFL	LED
On and Off Cycling	some	yes	no effect
Shock Resistance	fragile	fragile	durable
Heat Emissions	85 btu/hr	30 btu/hr	3 4 btu/hr
Failure Modes	abrupt	abrupt	dims over time
Color Rendering Index	2700k	2700K to 6500K	2700K to 6500K
Turns on Instantly	yes	no	yes

TABLE OF CONTENTS

LED General Lighting

LED Lite GLS Bulb Series	02
LED Lite Fancy Round Bulb Series	04
LED Lite Sphere Bulb Series	06
LED R Series Bulb	07
LED Lite 12V Bulb	08
LED GU10 / MR16 GLOBE	10
LED Lite Filament Bulb Series	12
LED Lite Candle Bulb	14
LED Lite Dimmable Bulb	15-18
LED Lite Pin Bulb	20
LED Capsule Bulb	21-22
LED G4/ G9 Bulb	23
LED Dimmable Downlight	24-26

LED Outdoor Lighting

LED PAR Bulb	28
LED Wall Light & LED Spike Light	29
LED Security Sensor Light	30
LED Panel Light	32
LED Weatherproof Fixture	34
LED Bunker Light	36
LED High Bay Skye	38
LED High Bay Skye/SEN	40
LED Lite Flood Light	42
LED Flood Light	44
LED Multi Functional Floodlight	46

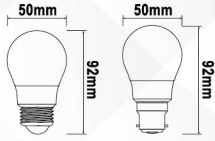
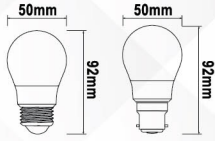


LED *Lite* GLS Bulb Series

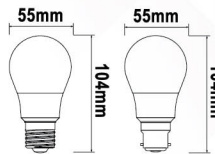
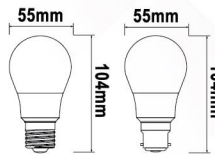
FEATURES

- Up to 85% Energy Savings
- 300° Beam Angle
- Concealed aluminum heat sink enveloped in heat absorbing compound
- Enclosed in polycarbonate plastic that is impact and heat resistant
- Lights up instantly compared to CFL
- Not affected by frequency of ON and OFF
- High colour rendering index
- Mercury Free
- SMD LED Technology
- Less heat emission
- SAA / CE and RoHS Compliant
- 20,000 Hours of operations

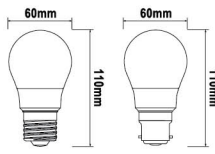
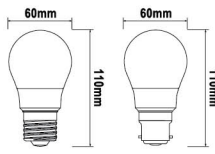


6W		LED A50 Bulb			
MODEL	WATT	CCT	LUMENS	CRI	
LLA50E27-6W-DL	6W	5000K	500lm	>80	
LLA50E27-6W-WW	6W	3000K	450lm	>80	
LLA50B22-6W-DL	6W	5000K	500lm	>80	
LLA50B22-6W-WW	6W	3000K	450lm	>80	

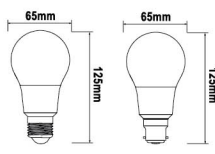
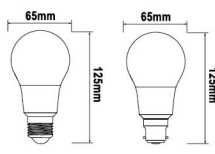


7W		LED A55 Bulb			
MODEL	WATT	CCT	LUMENS	CRI	
LLA55E27-7W-DL	7W	5000K	600lm	>80	
LLA55E27-7W-WW	7W	3000K	580lm	>80	
LLA55B22-7W-DL	7W	5000K	600lm	>80	
LLA55B22-7W-WW	7W	3000K	580lm	>80	

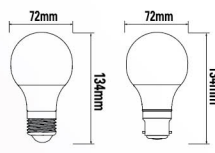


9W		LED A60 Bulb			
MODEL	WATT	CCT	LUMENS	CRI	
LLA60E27-9W-DL	9W	5000K	800lm	>80	
LLA60E27-9W-WW	9W	3000K	750lm	>80	
LLA60B22-9W-DL	9W	5000K	800lm	>80	
LLA60B22-9W-WW	9W	3000K	750lm	>80	




12W		LED A65 Bulb			
MODEL	WATT	CCT	LUMENS	CRI	
LLA65E27-12W-DL	12W	5000K	1100lm	>80	
LLA65E27-12W-WW	12W	3000K	1000lm	>80	
LLA65B22-12W-DL	12W	5000K	1100lm	>80	
LLA65B22-12W-WW	12W	3000K	1000lm	>80	



15W		LED A72 Bulb			
MODEL	WATT	CCT	LUMENS	CRI	
LLA72E27-15W-DL	15W	5000K	1300lm	>80	
LLA72B22-15W-DL	15W	5000K	1300lm	>80	

LED GLS BULB SERIES



Incandescent	LED
40W	6W
60W	7W
75W	9W
80W	12W
100W	15W

- 6/7/9/12/15W
- 240V
- 20,000 Hours
- Non-Dimmable
- E27/B22
- 300°
- CE
- RoHS Compliant
- FC
- SAFE EASY TO USE
- NO UV/IR
- UP TO 85% ENERGY SAVINGS
- Recycling symbol

PACKING:48pcs/ctn



Fancy Round Bulb Series

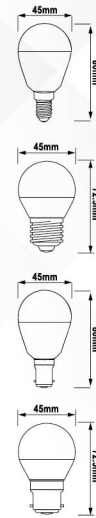
FEATURES

- Up to 85% Energy Savings
- 220°/300° Beam Angle
- Concealed aluminum heat sink enveloped in heat absorbing compound
- Enclosed in polycarbonate plastic that is impact and heat resistant
- Lights up instantly compared to CFL
- Not affected by frequency of ON and OFF
- High colour rendering index
- Mercury Free
- SMD LED Technology
- Less heat emission
- SAA / CE and RoHS Compliant
- 20,000 Hours of operations

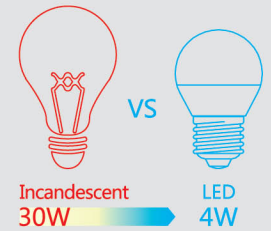


4W LED G45 Bulb

MODEL	WATT	CCT	LUMENS	CRI
LLG45E14-4W-DL	4W	5000K	340lm	>80
LLG45E14-4W-WW	4W	3000K	325lm	>80
LLG45E27-4W-DL	4W	5000K	340lm	>80
LLG45E27-4W-WW	4W	3000K	325lm	>80
LLG45B15-4W-DL	4W	5000K	340lm	>80
LLG45B15-4W-WW	4W	3000K	325lm	>80
LLG45B22-4W-DL	4W	5000K	340lm	>80
LLG45B22-4W-WW	4W	3000K	325lm	>80



LED Fancy Round Bulb Series



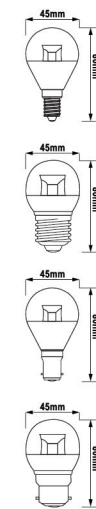
- 4W
- 240V
- 20,000 Hours
- Non-Dimmable
- E14/B15 E27/B22
- 300°/220°
- CE
- RoHS Compliant
- FC
- SAFE EASY TO USE
- NO UV/IR
- UP TO 85% ENERGY SAVINGS
- 

PACKING: 48pcs/ctn



4W LED G45 Prestige Bulb

MODEL	WATT	CCT	LUMENS	CRI
LCC45E14-4W-DL	4W	5000K	350lm	>80
LCC45E14-4W-WW	4W	3000K	325lm	>80
LCC45E27-4W-DL	4W	5000K	350lm	>80
LCC45E27-4W-WW	4W	3000K	325lm	>80
LCC45B15-4W-DL	4W	5000K	350lm	>80
LCC45B15-4W-WW	4W	3000K	325lm	>80
LCC45B22-4W-DL	4W	5000K	350lm	>80
LCC45B22-4W-WW	4W	3000K	325lm	>80





Sphere Bulb Series

FEATURES

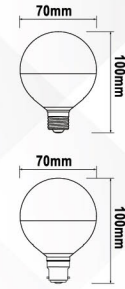
- Up to 85% Energy Savings
- Concealed aluminum heat sink enveloped in heat absorbing compound
- Enclosed in polycarbonate plastic that is impact and heat resistant
- Lights up instantly compared to CFL
- Not affected by frequency of ON and OFF
- High colour rendering index
- Mercury Free
- SMD LED Technology
- Less heat emission
- SAA / CE and RoHS Compliant
- 20,000 Hours of operations






8W LED G70 Sphere Bulb

MODEL	WATT	CCT	LUMENS	CRI
LLG70E27-8W-DL	8W	5000K	650lm	>80
LLG70E27-8W-WW	8W	3000K	600lm	>80
LLG70B22-8W-DL	8W	5000K	650lm	>80
LLG70B22-8W-WW	8W	3000K	600lm	>80



LED Sphere Bulb Series

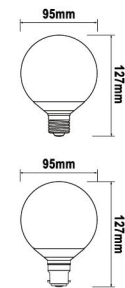


PACKING
G70 30pcs/ctn
G95 24pcs/ctn
G120 12pcs/ctn



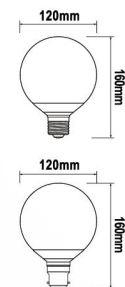
12W LED G95 Sphere Bulb

MODEL	WATT	CCT	LUMENS	CRI
LLG95E27-12W-DL	12W	5000K	1050lm	>80
LLG95E27-12W-WW	12W	3000K	1000lm	>80
LLG95B22-12W-DL	12W	5000K	1050lm	>80
LLG95B22-12W-WW	12W	3000K	1000lm	>80



16W LED G120 Sphere Bulb

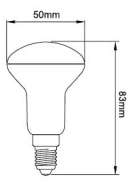
MODEL	WATT	CCT	LUMENS	CRI
LLG120E27-16W-DL	16W	5000K	1200lm	>80
LLG120E27-16W-WW	16W	3000K	1150lm	>80
LLG120B22-16W-DL	16W	5000K	1200lm	>80
LLG120B22-16W-WW	16W	3000K	1150lm	>80





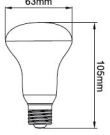
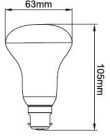
5W LED R50 Blub

MODEL	WATT	CCT	LUMENS	CRI
LPR50E14-5W-DL	5W	5000K	370lm	>80



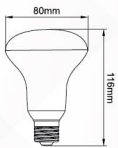
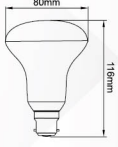

8W LED R63 Blub

MODEL	WATT	CCT	LUMENS	CRI
LPR63E27-8W-DL	8W	5000K	700lm	>80
LPR63E27-8W-WW	8W	3000K	600lm	>80
LPR63B22-8W-DL	8W	5000K	700lm	>80
LPR63B22-8W-WW	8W	3000K	600lm	>80






10W LED R80 Blub

MODEL	WATT	CCT	LUMENS	CRI
LPR80E27-10W-DL	10W	5000K	900lm	>80
LPR80E27-10W-WW	10W	3000K	800lm	>80
LPR80B22-10W-DL	10W	5000K	900lm	>80
LPR80B22-10W-WW	10W	3000K	800lm	>80

LED R Series Bulb



Incandescent	LED
35W	5W
60W	8W
80W	10W

- 5/8/10W
- 240V
- 20,000 Hours
- Non-Dimmable
- E27/E22
- 100°
- CE
- RoHS Compliant
- FC
- SAFE EASY TO USE
- NO UV/IR
- UP TO 85% ENERGY SAVINGS
- Recycling symbol

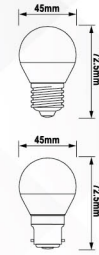
PACKING:48pcs/ctn

LED
Lite




4W LED G45 Blub 12V

MODEL	WATT	CCT	LUMENS	CRI
LCG45E27-4W-12V-WW	4W	3000K	320lm	>80
LCG45B22-4W-12V-DL	4W	5000K	340lm	>80
LCG45B22-4W-12V-WW	4W	3000K	320lm	>80



LED Lite 12V Bulb

VS



Incandescent
30W
60W

LED 12V
4W
8W

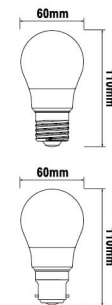
- 4/8W
- 12V
- 20,000 Hours
- Non-Dimmable
- E27/B22
- 300°
- RoHS Compliant
- CE
- FC
- SAFE EASY TO USE
- NO UV/IR
- UP TO 85% ENERGY SAVINGS
-

PACKING:48pcs/ctn



8W LED A60 Blub 12V

MODEL	WATT	CCT	LUMENS	CRI
LLA60E27-8W-12V-DL	8W	5000K	700lm	>80
LLA60E27-8W-12V-WW	8W	3000K	600lm	>80
LLA60B22-8W-12V-DL	8W	5000K	700lm	>80
LLA60B22-8W-12V-WW	8W	3000K	600lm	>80





LED GU10/MR16 GLOBE

FEATURES

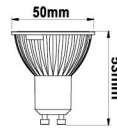
- 90% energy savings when compared to halogen bulbs
- Safe to use with GU10 twist to lock base
- UV and IR free
- Mercury free
- SMD LED Technology
- Less heat emission
- SAA / CE and RoHS Compliant
- 20,000 hours of operations

GU10 Non-Dimmable



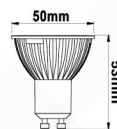
5W LED GU10 Globe

MODEL	WATT	CCT	LUMENS	CRI
LFGU10-5W-DL	5W	6500K	400lm	>80
LFGU10-5W-WW	5W	3000K	380lm	>80



8W LED GU10 Globe

MODEL	WATT	CCT	LUMENS	CRI
LFGU10-8W-DL	8W	5000K	650lm	>80
LFGU10-8W-WW	8W	3000K	600lm	>80



MR16 Non-Dimmable

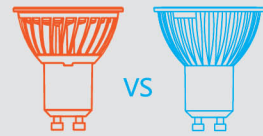


8W LED MR16 Globe 12V

MODEL	WATT	CCT	LUMENS	CRI
LFMR16-8W-DL	8W	5000K	650lm	>80
LFMR16-8W-WW	8W	3000K	600lm	>80



LED GU10 / MR16 GLOBE



Halogen
35W
50W

LED
5W
8W



PACKING: 48pcs/ctn

GU10 Dimmable



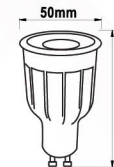
8W LED GU10 Globe

MODEL	WATT	CCT	LUMENS	CRI
LFGU10D-8W-DL	8W	5000K	650lm	>80
LFGU10D-8W-WW	8W	3000K	600lm	>80



12W LED GU10 Globe

MODEL	WATT	CCT	LUMENS	CRI
LFGU10D-12W-DL	12W	5000K	1000lm	>80
LFGU10D-12W-WW	12W	3000K	950lm	>80

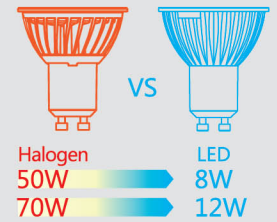


8W LED MR16 Globe 12V

MODEL	WATT	CCT	LUMENS	CRI
LFMR16D-8W-DL	8W	5000K	650lm	>80
LFMR16D-8W-WW	8W	3000K	600lm	>80



LED GU10 / MR16 GLOBE



PACKING: 48pcs/ctn

MR16 Dimmable



LED Driver

MODEL	INPUT	OUTPUT	Tc:	Ta:	PACKING
LDD-020	95-240V~50/60Hz	12V=, 1A 1-10W	75°C	40°C	40pcs/ctn

FEATURES

- Applicable to low power $\leq 10W$ LED lamp product
- Maintains current and voltage at narrow level
- Compact and light weight allows installation in various indoor areas





LED
Lite

Filament Bulb

FEATURES

- Retro-style LED bulb, classical model.
- Long life span, low heat, not hot when touch.
- Traditional filament design, use 3D light emitting filament, wide beam angle, high efficacy.
- Adopt special light transmission glass cover, high transmittance rate, no shadow and dark space.



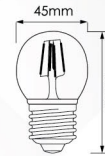
4W LED Candle

MODEL	WATT	CCT	LUMENS	CRI
LFCC35E14D-4W-WW	4W	2700K	450lm	>80
LFCC35E14D-4W-CW	4W	4000K	500lm	>80



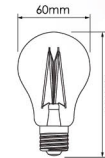
4W LED G45 Bulb

MODEL	WATT	CCT	LUMENS	CRI
LFCG45E14D-4W-WW	4W	2700K	450lm	>80
LFCG45E27D-4W-WW	4W	2700K	450lm	>80



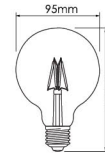
6W LED GLS A60

MODEL	WATT	CCT	LUMENS	CRI
LFCA60E27D-6W-WW	6W	2700K	580lm	>80



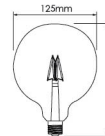
6W LED Sphere G95

MODEL	WATT	CCT	LUMENS	CRI
LFCG95E27D-6W-WW	6W	2700K	580lm	>80



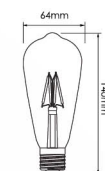
6W LED Sphere G125

MODEL	WATT	CCT	LUMENS	CRI
LFCG125E27D-6W-WW	6W	2700K	580lm	>80
LFCG125B22D-6W-WW	6W	2700K	580lm	>80




6W LED Pear P64

MODEL	WATT	CCT	LUMENS	CRI
LFCP64E27D-6W-WW	6W	2700K	580lm	>80



LED Lite Filament Bulb Series



Incandescent 30W 40W vs LED 4W 6W

- 4/6W
- 240V
- 20,000 Hours
- Dimmable
- E27/B22 E14/B15
- 320°
- RoHS Compliant
- CE
- FC
- SAFE EASY TO USE
- NO UV/IR
- UP TO 85% ENERGY SAVINGS

PACKING
Candle/G45/A60: 48pcs/ctn
G95 / P64: 24pcs/ctn
G125: 12pcs/ctn



LED Lite Candle Bulbs

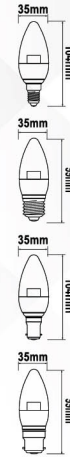
FEATURES

- Up to 90% Energy Savings
- 220° Beam Angle on Frosted and 220° Beam Angle on Clear cover.
- Concealed aluminum heat sink enveloped in heat absorbing compound
- Enclosed in polycarbonate plastic that is impact and heat resistant
- Lights up instantly compared to CFLs
- Not affected by frequency of ON and OFF
- High colour rendering index
- Mercury Free
- SMD LED Technology
- Less heat emission
- SAA / CE and RoHS Compliant
- 20,000 Hours of operations




4W LED Candle Bulb

MODEL	WATT	CCT	LUMENS	CRI
LCC35E14-4W-DL	4W	5000K	300lm	>80
LCC35E14-4W-WW	4W	3000K	270lm	>80
LCC35E27-4W-DL	4W	5000K	300lm	>80
LCC35E27-4W-WW	4W	3000K	270lm	>80
LCC35B15-4W-DL	4W	5000K	300lm	>80
LCC35B15-4W-WW	4W	3000K	270lm	>80
LCC35B22-4W-DL	4W	5000K	300lm	>80
LCC35B22-4W-WW	4W	3000K	270lm	>80



LED Candle Bulb



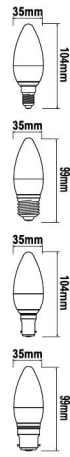
- 4W
- 240V
- 20,000 Hours
- Non-Dimmable
- E14/B15 E27/B22
- 220°
- CE
- RoHS Compliant
- FC
- SAFE EASY TO USE
- NO UV/IR
- UP TO 85% ENERGY SAVINGS
-

PACKING:48pcs/ctn



4W LED Candle Bulb

MODEL	WATT	CCT	LUMENS	CRI
LCF35E14-4W-DL	4W	5000K	300lm	>80
LCF35E14-4W-WW	4W	3000K	270lm	>80
LCF35E27-4W-DL	4W	5000K	300lm	>80
LCF35E27-4W-WW	4W	3000K	270lm	>80
LCF35B15-4W-DL	4W	5000K	300lm	>80
LCF35B15-4W-WW	4W	3000K	270lm	>80
LCF35B22-4W-DL	4W	5000K	300lm	>80
LCF35B22-4W-WW	4W	3000K	270lm	>80



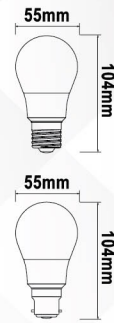


Dimmable Bulb



7W | LED A55 Bulb Dimmable







MODEL	WATT	CCT	LUMENS	CRI
LLA55E27D-7W-DL	7W	5000K	600lm	>80
LLA55E27D-7W-WW	7W	3000K	580lm	>80
LLA55B22D-7W-DL	7W	5000K	600lm	>80
LLA55B22D-7W-WW	7W	3000K	580lm	>80



LED Lite Dimmable Bulb

Incandescent vs LED

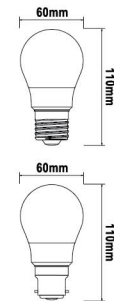
60W	7W
75W	9W
100W	12W

 7/9/12W	 240V	 20,000 Hours
 Dimmable	 E27/B22	 300°
 RoHS Compliant	 CE	 RoHS Compliant
 FC	 SAFE EASY TO USE	 NO UV/IR
 UP TO 85% ENERGY SAVINGS		



9W | LED A60 Bulb Dimmable

MODEL	WATT	CCT	LUMENS	CRI
LLA60E27D-9W-DL	9W	5000K	800lm	>80
LLA60E27D-9W-WW	9W	3000K	750lm	>80
LLA60B22D-9W-DL	9W	5000K	800lm	>80
LLA60B22D-9W-WW	9W	3000K	750lm	>80

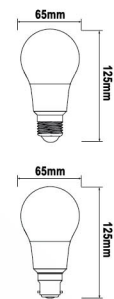


PACKING:48pcs/ctn



12W | LED A65 Bulb Dimmable

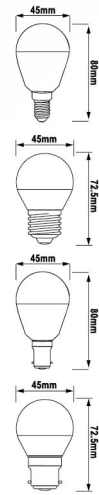
MODEL	WATT	CCT	LUMENS	CRI
LLA65E27D-12W-WW	12W	3000K	1000lm	>80
LLA65B22D-12W-DL	12W	5000K	1100lm	>80



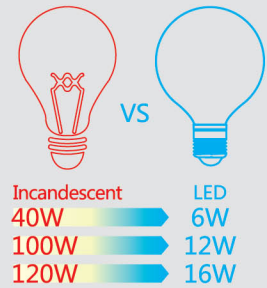


6W LED G45 Bulb Dimmable

MODEL	WATT	CCT	LUMENS	CRI
LLG45E14D-6W-DL	6W	5000K	420lm	>80
LLG45E14D-6W-WW	6W	3000K	400lm	>80
LLG45E27D-6W-DL	6W	5000K	420lm	>80
LLG45E27D-6W-WW	6W	3000K	400lm	>80
LLG45B15D-6W-DL	6W	5000K	420lm	>80
LLG45B15D-6W-WW	6W	3000K	400lm	>80
LLG45B22D-6W-DL	6W	5000K	420lm	>80



LED Lite Dimmable Bulb

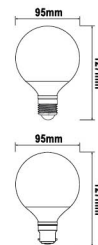


PACKING
 G45 48pcs/ctn
 G95 24pcs/ctn
 G120 12pcs/ctn



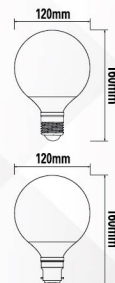
12W LED G95 Bulb Dimmable

MODEL	WATT	CCT	LUMENS	CRI
LLG95E27D-12W-DL	12W	5000K	1050lm	>80
LLG95E27D-12W-WW	12W	3000K	1000lm	>80
LLG95B22D-12W-DL	12W	5000K	1050lm	>80
LLG95B22D-12W-WW	12W	3000K	1000lm	>80



16W LED G120 Bulb Dimmable

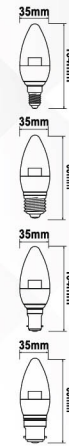
MODEL	WATT	CCT	LUMENS	CRI
LLG120E27D-16W-DL	16W	5000K	1200lm	>80
LLG120B22D-16W-DL	16W	5000K	1200lm	>80

















6W LED Candle Bulb Dimmable

MODEL	WATT	CCT	LUMENS	CRI
LCC35E14D-6W-DL LCC35E14D-6W-WW	6W	5000K 3000K	410lm 390lm	>80
LCC35E27D-6W-DL LCC35E27D-6W-WW	6W	5000K 3000K	410lm 390lm	>80
LCC35B15D-6W-DL LCC35B15D-6W-WW	6W	5000K 3000K	410lm 390lm	>80
LCC35B22D-6W-DL LCC35B22D-6W-WW	6W	5000K 3000K	410lm 390lm	>80



LED Lite Dimmable Bulb



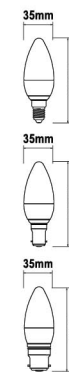
-  6W
-  240V
-  20,000 Hours
-  Dimmable
-  E27/B22
E14/B15
-  220°
-  RoHS
Compliant
-  CE
-  FC
-  SAFE
EASY TO USE
-  NO
UV/IR
-  UP TO
85%
ENERGY
SAVINGS
- 

PACKING: 48pcs/ctn



6W LED Candle Bulb Dimmable

MODEL	WATT	CCT	LUMENS	CRI
LCF35E14D-6W-DL LCF35E14D-6W-WW	6W	5000K 3000K	410lm 390lm	>80
LCF35B15D-6W-DL LCF35B15D-6W-WW	6W	5000K 3000K	410lm 390lm	>80
LCF35B22D-6W-DL LCF35B22D-6W-WW	6W	5000K 3000K	410lm 390lm	>80





6 LED
Module



LED
Lite

PIN Bulb

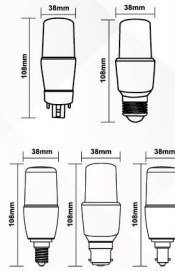
FEATURES

- 50% energy savings when compared to cfl pinlights
- 360° beam angle
- Mercury free
- SMD LED Technology
- Less heat emission
- SAA / CE and RoHS Compliant
- 20,000 hours of operations

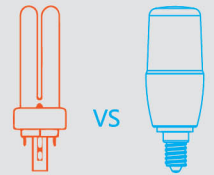


7W LED PIN Bulb

MODEL	WATT	CCT	LUMENS	CRI
LPLG24D-7W-DL	7W	5000K	600lm	>80
LPLG24D-7W-WW	7W	3000K	550lm	>80
LPLE27-7W-DL	7W	5000K	600lm	>80
LPLE27-7W-WW	7W	3000K	550lm	>80
LPLE14-7W-DL	7W	5000K	600lm	>80
LPLE14-7W-WW	7W	3000K	550lm	>80
LPLB22-7W-DL	7W	5000K	600lm	>80
LPLB22-7W-WW	7W	3000K	550lm	>80
LPLB15-7W-DL	7W	5000K	600lm	>80
LPLB15-7W-WW	7W	3000K	550lm	>80



LED Lite Pin Bulb



Compact Fluorescent Lamp vs LED
 11W vs 7W
 14W vs 9W
 18W vs 12W

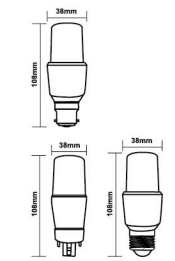
-  7/9/12W
-  240V
-  20,000 Hours
-  Non-Dimmable
-  E27/B22 E14/B15/G24D
-  360°
-  RoHS Compliant
-  CE
-  FC
-  SAFE EASY TO USE
-  NO UV/IR
-  UP TO 85% ENERGY SAVINGS
- 

PACKING: 48pcs/ctn



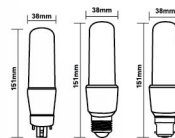
9W LED PIN Bulb

MODEL	WATT	CCT	LUMENS	CRI
LPLG24D-9W-DL	9W	5000K	840lm	>80
LPLG24D-9W-WW	9W	3000K	810lm	>80
LPLE27-9W-DL	9W	5000K	840lm	>80
LPLE27-9W-WW	9W	3000K	810lm	>80
LPLB22-9W-DL	9W	5000K	840lm	>80
LPLB22-9W-WW	9W	3000K	810lm	>80



12W LED PIN Bulb

MODEL	WATT	CCT	LUMENS	CRI
LPLG24D-12W-DL	12W	5000K	1100lm	>80
LPLG24D-12W-WW	12W	3000K	1000lm	>80
LPLE27-12W-DL	12W	5000K	1100lm	>80
LPLE27-12W-WW	12W	3000K	1000lm	>80
LPLB22-12W-DL	12W	5000K	1100lm	>80
LPLB22-12W-WW	12W	3000K	1000lm	>80





ONLY £7
PRICE CRUNCH

PRICE CRUNCH

oven fresh

Organic

More, more, more!

49p

32p

50p

50p

20p

50p

How hot can you go?

Jalapeño

The seeds hold the heat, the flesh is mild

Long Green Chilli

Heat varies from medium-hot to hot



MILD + SWEET

Ultra

Yams

Like a potato, add chunks of yams to your next stir-fry or pan of roasted vegetables.

£2.59 per kg

Mooli

£1



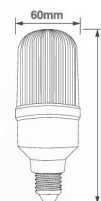
LED *Lite*
 Capsule Bulb

FEATURES

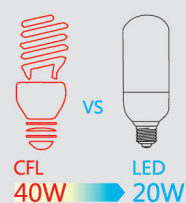
- 360° beam angle
- up to 85% energy savings
- Higher light output at 100 lumen per watts
- Stylish and elegant design
- SMD LED technology
- Less heat emission
- FCC, CE and RoHS Compliant
- 40,000 hours of operations
- Non-dimmable
- Molded plastic lamp casing
- Easy to install

20W















MODEL	WATT	CCT	LUMENS	CRI
LM65E27-20W-DL	20W	5000K	2100lm	>80



LED Capsule Bulb



CFL 40W vs LED 20W

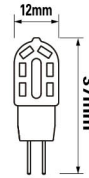
 20W	 240V	 20,000 Hours
 Non-Dimmable	 E27	 360°
 RoHS Compliant	 CE	 RoHS Compliant
 FCC	 SAFE EASY TO USE	 NO UV/IR
 UP TO 85% ENERGY SAVINGS		

PACKING:24pcs/ctn



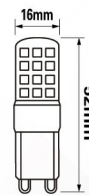
1.5W LED G4 Bulb

MODEL	WATT	CCT	LUMENS	CRI
LCG4-1.5W-DL	1.5W	5000K	110lm	>80
LCG4-1.5W-WW	1.5W	3000K	100lm	>80



2.5W LED G9 Bulb

MODEL	WATT	CCT	LUMENS	CRI
LCG9-2.5W-DL	2.5W	5000K	250lm	>80
LCG9-2.5W-WW	2.5W	3000K	220lm	>80



LED G4 / G9 Bulb

- 1.5/2.5W
- G4 12V
- G9 240V
- Non-Dimmable
- G4/G9
- CE
- RoHS Compliant
- FC
- UP TO 85% ENERGY SAVINGS
- SAFE EASY TO USE
- NO UV/IR
- 300°
- 20,000 Hours
- Recycling symbol







PACKING: 144pcs/ctn

LED Star Eco



Features and Benefits

- Integrated design, easy installation.
- Poly carbonate housing with aluminum heat-sink.
- Triac dimmable technology.
- CCT 3-in-1, DL/CW/WW.
- With 1.2m cable and plug.
- SAA/IC-4 certified.

 240VAC	 9W	 110° SUPER WIDE ANGLE	 Dimmable
CRI >80	 Flex&Plug	 Cutout Size ø 90mm	

Caution

- Operating temperature should range between -20°C and 40°C
- Never disassemble or modify the fixture

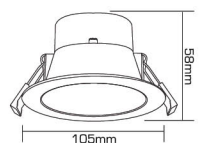
Warning

Warranty will be voided if the power lead is removed



9W | LED Down Light STAR TRIO ECO

Model No.	Watt	Lumen	CCT	CRI	BA	Voltage	PF	Dim	Cutout	Dimension(mm)	
										D	H
LYDT-9W-CCT/WH	9W	750~900lm	Switched 3000K/4000K/5000K	Ra80	110°	220~240Vac	0.9	YES	ø90mm	105	58





Star Trio



Features and Benefits

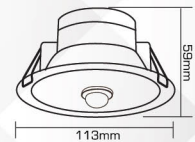
- Integrated design, easy installation.
- Poly carbonate housing with aluminum heat-sink.
- Triac dimmable technology.
- CCT 3-in-1, DL/CW/WW.
- Interchangeable rim, white rim included, silver and black rim are available with additional cost.
- Sunset and motion sensor.
- 1.2m cable and plug.
- SAA/IC-4 certificate approved.

240VAC	10W	110° SUPER WIDE ANGLE	Dimmable
CRI >80	Flex&Plug	Cutout Size ø 90mm	



10W LED Down Light STAR TRIO

Model No.	Watt	Lumen	CCT	CRI	BA	Voltage	PF	Cutout	Dimension(mm)	
									D	H
LSDT-10W-CCT/SEN	10W	800~1000lm	Switched 3000K/4000K/5000K	Ra80	110°	220~240Vac	0.9	ø90mm	113	59



Interchangeable Rim










MODEL	Cutout	Colour	Packing
LSDR-P90-SG	ø 90mm	Silver Gray	240pcs/carton 20pcs/inner box
LSDR-P90-BK	ø 90mm	Black	240pcs/carton 20pcs/inner box

LED
La Ville



Features and Benefits

- Patent design with 360°adjustable direction without gap for dust proof .
- High efficient COB LEDs with adjustable CCT 3000/4000/5000K.
- Aluminium housing and external driver are good for heat-sink.
- Integrated multi-switch for easy-adjustable CCT 3-in-1, saving stock.
- External driver with improved block is easy for connection in series.
- Triac dimmable tech. make it easier match with popular dimmer.
- Remix housing and adjustable module in white and black color are available.
- With 1.2m cable and plug.
- SAA / IC-4 certificate approved.

 8W	 240V	 60°	 40,000Hours	 IP Rating IP44
 Dimmable	 Flex & Plug	 ø 90mm	 IC Rating IC-4	



8W LED LaVille (White Housing)

Model NO.	Watt	Housing	CCT	Lumen	CRI	Packing
LLDT-8W-CCT/WH	8W	White	3000/4000/5000K	650lm	>80	48pcs/ctn





LED *Lite* PAR Bulb

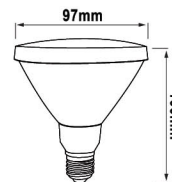
FEATURES

- 85% energy savings
- weatherproof IP65 rating
- Lightweight
- Stays cool even after long period of use
- Higher light intensity of up to 15 meters
- Polycarbonate enclosure
- Mercury free
- SMD LED Technology
- Less heat emission
- SAA / CE and RoHS Compliant
- 20,000 hours of operations

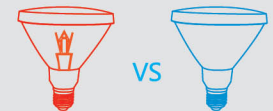


10W LED Par 30 Lamps

MODEL	WATT	COLOR	LUMENS	CRI
LPR30E27-10W/B	10W	BLUE	-	>80
LPR30E27-10W/R	10W	RED	-	>80
LPR30E27-10W/D	10W	6500K	750lm	>80
LPR30E27-10W/W	10W	3000K	700lm	>80



LED PAR Bulb

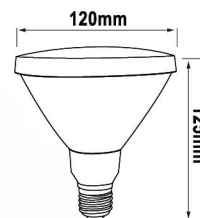


Par Lamp 75W 120W vs LED 10W 15W

- 10/15W
- 240V
- 20,000 Hours
- Non-Dimmable
- E27
- 30°
- RoHS Compliant
- CE
- FC
- SAFE EASY TO USE
- NO UV/IR
- UP TO 85% ENERGY SAVINGS
- IP65
-

15W LED Par 38 Lamps

MODEL	WATT	COLOR	LUMENS	CRI
LPR38E27-15W/B	15W	BLUE	-	>80
LPR38E27-15W/G	15W	GREEN	-	>80
LPR38E27-15W/R	15W	RED	-	>80
LPR38E27-15W/D	15W	6500K	1100lm	>80
LPR38E27-15W/W	15W	3000K	1000lm	>80

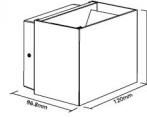


PACKING
10W 24pcs/ctn
15W 12pcs/ctn



10W LED Wall Light

MODEL	WATT	CCT	LUMENS	PF	CRI
LWA-10W-CW	10W	4000K	850lm	0.9	80



LED Wall Light

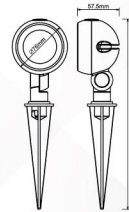


PACKING:24PCS/CTN



6W LED Spike Light

MODEL	WATT	CCT	LUMENS	PF	CRI
LPK-6W-WW	6W	3000K	480lm	1	80



LED Spike Light

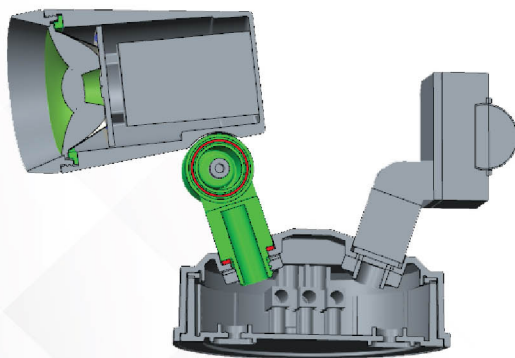


PACKING:24PCS/CTN



Security Sensor Light

Aluminium Body



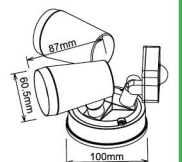
Features and Benefits

- Improved design with smaller base, easier for installation.
- Built-in isolated driver.
- ADC12 Die-casting aluminium housing, good heat-sink.
- Base with materials PC UL94-V0 and with color RAL9005.
- LEDs SMD2835 with lens makes higher efficiency.
- Infrared sensor.
- Beam angle 60°.
- Rated IP65 and IK08.
- Up to 50,000 hrs @25°C by L70B50.
- Working temp. -20°C~+40°C.
- Cable range 0.75~2.5mm²





16W LED Security Sensor Light

MODEL	CCT	WATT	VOLTAGE	LUMENS	PF	CRI	BEAM ANGLE	IP RATING	PACKING
LSLS-16W-WW/BK	3000K	16W	240V	1280lm	0.9	80	60°	IP65	24pcs/ctn





New Flicker free CCT Back-Lit LED Panel



Features and Benefits

- Commercial application of all types.
- Flicker free design for Schools, Hospitals, Security camera's.
- Back-lit design. Emitting light across the entire panel surface area eliminating dark-spot.
- Metal frame and back plate. Powder coated, long lasting and light weight.
- CCT Colour Changing Temperature. Inline switch.
- EMC Electromagnetic Compatibility passed.
- Dimmable capabilities - Seperate driver available.
- Isolated driver.
- Rated life span 25,000 hrs. Maintenance free.



Model NO.	Watt	Lumen	Switched CCT	CRI	Driver	Voltage	PF	Flicker free	Dimension(mm)		
									L	W	H
LBP312-36W-CCT	36W	3600lm	3000/4000/5700K	80	Isolated	180-277VAC	0.9	Yes	1195	295	32
LBP660-36W-CCT	36W	3600lm	3000/4000/5700K	80	Isolated	180-277VAC	0.9	Yes	595	595	32
LBP360-16W-CCT	16W	1600lm	3000/4000/5700K	80	Isolated	180-277VAC	0.9	Yes	595	295	32
LBDP-36W	LED dimmable driver for back-lit panel 36W										
LBDP-16W	LED dimmable driver for back-lit panel 16W										

*Lighter
Thinner
Brighter*



Weatherproof Fixture


Replace your traditional louvers with LED Weatherproof Fixture for uniform light output and better coverage.

Features and Benefits

- Integrated slim design
- Uniform light output for better area coverage
- Built-in high efficient SMD LED chips
- Built-in aluminium heat-sink
- Indoor and outdoor applications
- Surface mount or suspended application
- Easy plug and play installation
- Up to 30,000hrs
- SAA/CE/RoHS/EMC approved

18W LED Weatherproof Fixture

MODEL	WATT	CCT	LUMENS	PF	CRI
LLW-18W-DL	18W	5000K	1600lm	>0.9	>80
LLW-18W-CW	18W	4000K	1500lm	>0.9	>80



* Installation accessories included.

36W LED Weatherproof Fixture

MODEL	WATT	CCT	LUMENS	PF	CRI
LLW-36W-DL	36W	5000K	3200lm	>0.9	>80
LLW-36W-CW	36W	4000K	3100lm	>0.9	>80



* Installation accessories included.

45W LED Weatherproof Fixture

MODEL	WATT	CCT	LUMENS	PF	CRI
LLW-45W-DL	45W	5000K	4000lm	>0.9	>80
LLW-45W-CW	45W	4000K	3900lm	>0.9	>80



* Installation accessories included.

LED Weatherproof Fixture



Installation accessories

PACKING:20pcs/ctn



Make the switch to Omni LED bunker light for outdoor illumination.



Bunker Light

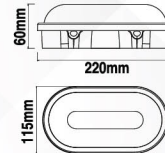
FEATURES

- Non corrosive plastic casing & polycarbonate design
- Impact resistant IP65
- Can be ceiling or wall mounted
- Opaque diffuser for soft light effect without glare
- Mercury free
- SMD LED Technology
- Less heat emission
- SAA / CE and RoHS Compliant
- 20,000 hours of operations



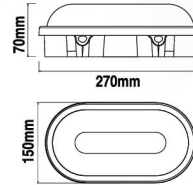
10W LED Bunker Light Plastic Casing

MODEL	WATT	CCT	LUMENS	CRI
LWOL-10WDL	10W	5000K	850lm	>80
LWOL-10WW	10W	3000K	800lm	>80



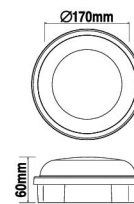
20W LED Bunker Light Plastic Casing

MODEL	WATT	CCT	LUMENS	CRI
LWOL-20WDL	20W	5000K	1700lm	>80
LWOL-20WW	20W	3000K	1600lm	>80



10W LED Bunker Light Plastic Casing

MODEL	WATT	CCT	LUMENS	CRI
LWCL-10WDL	10W	5000K	850lm	>80
LWCL-10WW	10W	3000K	800lm	>80



20W LED Bunker Light Plastic Casing


MODEL	WATT	CCT	LUMENS	CRI
LWCL-20WW	20W	3000K	1600lm	>80






LED Bunker Light

 10/20W	 240V	 20,000 Hours
 Non-Dimmable	IP65	 270°
 CE	 RoHS Compliant	
 FC	 SAFE EASY TO USE	 NO UV/IR
 UP TO 85% ENERGY SAVINGS		

PACKING: 10pcs/ctn



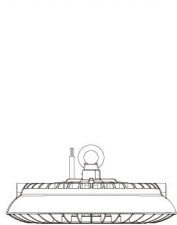
CREE SMD2835	150 lm/w	CRI 80	120° Beam Angle	LM80	TM21
Isolated driver	 90-305Vac	4KV surge protection	3-in-1 dimming 1-10V, PWM, Resistance		
		TGIC painting	DIY lens	IP65	IK08
IES available	50,000 hrs	5Year Warranty	CE	 RoHS	

HIGH BAY SKYE

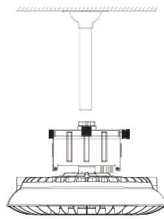
Features and Benefits

- Lighter, slimmer, smaller and brighter.
- CREE SMD2835 LEDs are providing higher efficiency, up to 150lm/w.
- Built-in quality/stable driver providing higher efficiency up to 96%.
- Isolated 3-in-1 dimming option, 1-10v, PMW, resistance.
- Patent housing. Lighter, slimmer and smaller in size.
- TGIC paint material. Suitable for tough application.
- Optional reflector 60degree.
- Sensor version available.
- 5-year warranty "RIP" Recall Insurance Policy exclusive to your business.

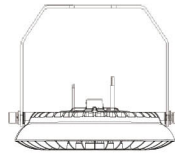
Installation



Hook mount



Pole mount



Surface mount







Reflector






60° Aluminium

100/150/200W HIGH BAY SKYE

MODEL	WATT	LEDs	LUMENS	CCT	CRI	Beam Angle	VOLTAGE	PF	N.W./pc	Surge Protection	Dimension D	Dimension H
LSKD-100W-DL	100W	 SMD2835	15000lm	5000K	80	60°/70° 90°/120°	90~305VAC	0.95	1.89kg	4KV	226	152
LSKD-150W-DL	150W	 SMD2835	22500lm	5000K	80	60°/70° 90°/120°	90~305VAC	0.95	2.65kg	4KV	275	152
LSKD-200W-DL	200W	 SMD2835	30000lm	5000K	80	60°/70° 90°/120°	90~305VAC	0.95	2.65kg	4KV	275	152



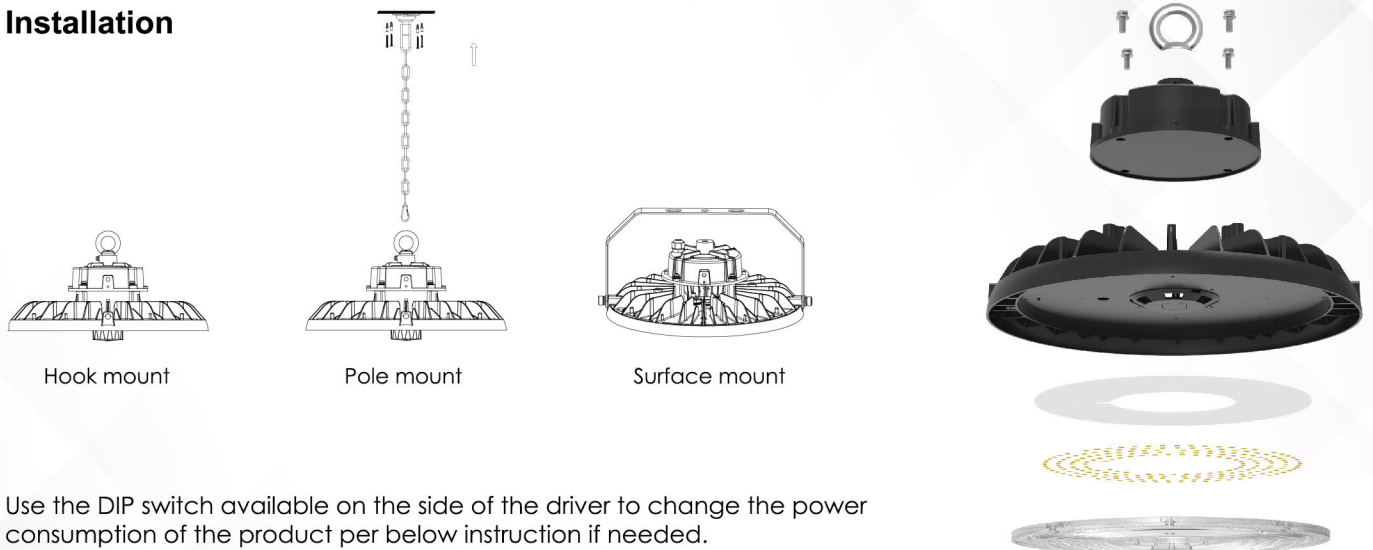
CREE SMD2835	150 lm/w	CRI 80	120° Beam Angle	LM80	TM21
Operating temp -20°C-50°C	Isolated driver	 90~305Vac	4KV surge protection		
TGIC painting	DIY lens	IP65	IK08		
IES available	50,000 hrs	5 Year Warranty	CE	 RoHS	

HIGH BAY SKYE/SEN

Features and Benefits

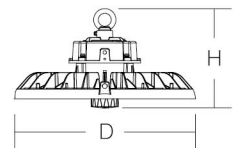
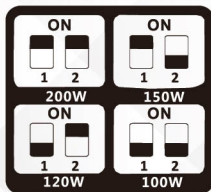
- CREE SMD2835 LEDs whit better lumen maintainance and higher efficiency, up to 150lm/w.
- Built-in driver with stable quality and high efficiency up to 96%.
- Patent housing with light weight and smaller size, saving shiping cost
- about 50% and saving warehouse space.
- TGIC paint material resists kind of tough application.
- Optional reflector with better optics performance.
- Available for sensor and smart control system.
- 5-years warranty. "RIP" Recall Insurance Policy.

Installation




Use the DIP switch available on the side of the driver to change the power consumption of the product per below instruction if needed.

200-150-120-100W



200/150/120/100W HIGH BAY SKYE

MODEL	WATT	LEDs	LUMENS	CCT	CRI	Beam Angle	VOLTAGE	PF	N.W. /pc	Surge Protection	Dimension D H
LSZD-200W-DL/SEN	200/150 120/100W	 SMD2835	30000/22500 18000/15000lm	5000K	80	60° 90°/120°	90-305VAC	0.95	3.1kg	4KV	226 152

Selectable for 150W/120W/100W

Lightweight Design Robust Lighting



Prices are subject to change without prior notice

Flood Light

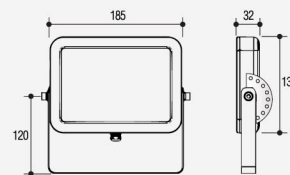
FEATURES

- SMD LED technology, ≥ 90 lumens/watt.
- Efficient and robust LED driver technology
- Heavy duty aluminum casing
- Weatherproof IP65 rating and With surge protection
- Heavy duty steel yoke with stainless steel screws, for post top, surface or wall mounting options
- Impact resistant, tempered glass cover
- Cool operation, noiseless and maintenance less
- Environment friendly, no IR & UV, non hazardous, CE & RoHS compliant, performance & safety operation conforms to international standards.













20W LED Lite Flood Light

MODEL	WATT	CCT	LUMENS	CRI
LLFL-20WDL	20W	5000K	1800lm	>70

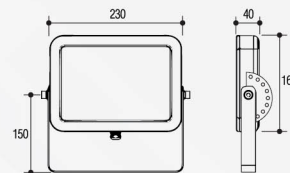


LED Lite Flood Light

 20/30W	 240V	 25,000 Hours
 IP Rating IP65	 Non-Dimmable	 110°
 Flex & Plug	 CE	 RoHS Compliant
 NO UV/IR	 FC	 SAFE EASY TO USE
 UP TO 85% ENERGY SAVINGS		

30W LED Lite Flood Light

MODEL	WATT	CCT	LUMENS	CRI
LLFL-30WDL	30W	5000K	2700lm	>70

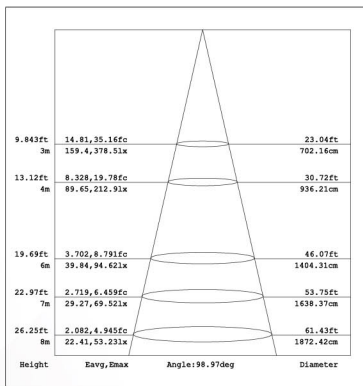



PACKING
20W 10pcs/ctn
30W 10pcs/ctn

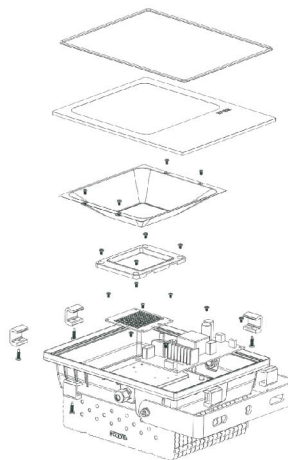
Make the switch to Omni LED Weatherproof square floodlights for effective outdoor illumination



Flood Light



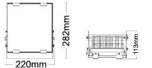
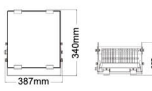
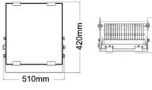
▲ 100W



- LED retrofit for traditional metal halide light, more energy-saving solution.
- High-pure aluminum in IP65, good for heat-sink.
- High luminous efficiency, up to 100lm/W.
- NO UV/IR, eco-friendly.
- Long life span, up to 40,000hrs.
- SAA/CE /RoHS passed.
- Suitable for station, stadium, shopping mall, housing and shop deco., parking lot, etc.

Application



50/100/200W		LED Flood Light									
MODEL	CCT	WATT	VOLTAGE	LUMENS	PF	CRI	ANGLE	AVE.LIFE	PACKING		
LFLD-50WDL	6500K	50W	240V	5000lm	>0.9	>80	100°	40,000 hrs.	4pcs/ctn		
LFLD-100WDL	6500K	100W	240V	10000lm	>0.9	>80	100°	40,000 hrs.	1pcs/ctn		
LFLD-200WDL	6500K	200W	240V	20000lm	>0.9	>80	100°	40,000 hrs.	1pcs/ctn		



▲ 150W



Multi Functional Floodlight



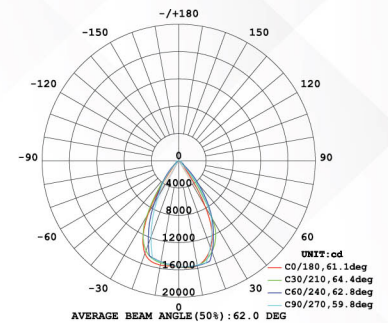
◀ LTL-150W



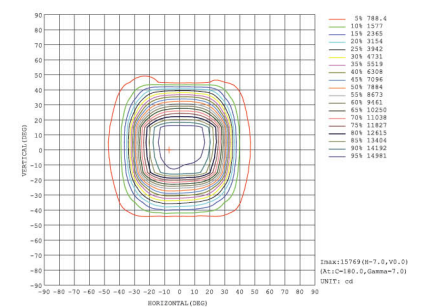
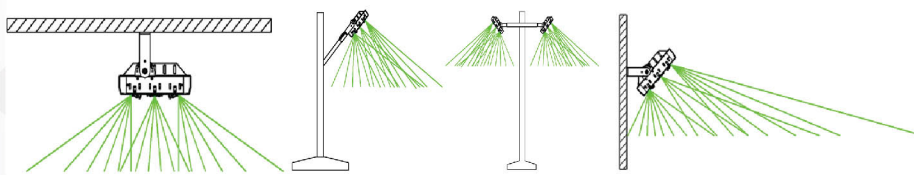
◀ LMFL-300W

Features and Benefits

- LED retrofit for traditional HID/HPS, more energy-saving solution.
- High-pure aluminum housing with FIN design in IP65, good for heat-sink.
- High luminous efficiency, up to 100lm/W.
- NO UV/IR, eco-friendly.
- Long life span, up to 40,000hrs.
- SAA/CE /RoHS passed.
- Suitable for using in petrol station, tunnel etc.



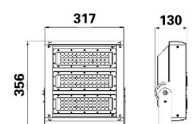
Installation



60*60°


150W/300W LED Multi Functional Floodlight

MODEL	WATT	CCT	CCT	LUMENS	PF	CRI	ANGLE	PACKING
LTL-150W-DL	150W	6500K	240V	13500lm	>0.9	>80	60*60°	1pcs/ctn
LMFL-300W-DL	300W	6500K	240V	39000lm	>0.9	>80	80*150°	1pcs/ctn



OMNI ®

Power for life.



2023-2024
COMMERCIAL CATALOGUE



Omni Electrical & Lighting Pty Ltd

Head Office

17 Lacey St Croydon
Victoria 3136

Tel: 1300 333 001
Fax: 1300 333 002
Email: sales@omni-au.com
Website: www.omni-au.com

WA Sales Enquiry

Mob: 0415 591 059

NSW Sales Enquiry

Mob: 0415 591 059
Mob: 0491 704 352

ACT Sales Enquiry

Mob: 0491 704 352

Omni. A risk-free choice

Get complete peace of mind when you purchase Omni's range of electrical and lighting products. When you specify and install our products, our industry-leading warranty of 5 years provides confidence that they will perform as intended and last for a long time.

Our Recall Insurance Policy provides the ultimate guarantee and is a completely risk-free choice. If one of our products fails we will not only replace the product, but also the cost of installing it.

Omni Electrical and Lighting are an Exclusive Supplier to MMEM.

TABLE OF CONTENTS

Electrical Product





LED Universal LED Dimmer	01
Quick Connect Socket	02
Standard socket with mounting plate	02
Junction Box	03
Weatherproof outlet	03
Enclosed Mounting Box	04
Mounting Block	04
Adaptable Box	05
Cable Tie	05
Cable Gland	06
Conduit Half Saddle	06
Cable Clips	07
Cable Connector	07
Adaptor & Couplings	08
Round Junction Box/Deep Version	09
Round Junction Box/Standard	10
Bend & PVC Reducer	11
Straight tee & Elbows	12
Inspection Elbow & Inspection Tee	13
3 Pin Plug	14

Universal LED Dimmer

LDU-300A



LOAD COMPATIBILITY

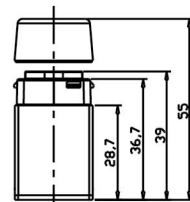
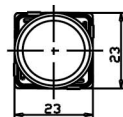
	LED
	Incandescent 240Vac Halogen Lamps
	12V Electronic Trans
	Iron Core Trans

FEATURES

- Optimised for dimming LED loads.
- Suitable for LED, incandescent, 240V halogen, 12V electronic transformer, etc.
- Minimum load rating 5W.
- Minimum dimming level typically almost 0%.
- 2-wire design, no neutral wire required.
- Thermal wind-back for overload, over-temperature protection.
- Built-in devices for Over-current and short circuit protection.
- Fits for Australian 84mm wall plate.
- Fits for Australian safety and EMC standards.




Model	Watt	Voltage	Description	Packing
LDU-300A	300W MAX 5W MIN~	AC220~240V~50Hz	Rotary Controlled LED Dimmer,300VA	48pcs/carton 24pcs/inner box



Quick Connect Socket

QCS-A01

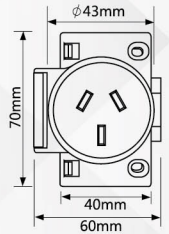


FEATURES

- Rating 10A 250V a.c.
- 1.0~2.5mm² cable.
- Improved out-look and installation operations, more convenient.
- Selected materials make it more stronger and flexible.
- Fit for related AS/NZS standards.

⚠ WARNING

This QCS product should be installed by the qualified electrician.



Model	Output	Voltage	Packing
QCS-A01	10A	AC250 a.c	100pcs/carton 10pcs/inner box

Standard surface Socket with mounting Plate

SSP-A01

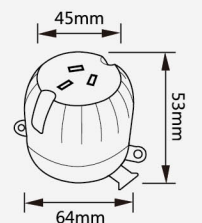


FEATURES

- Rating 10A 250V a.c.
- Improved out-look and installation operations, more convenient.
- Selected materials make it more stronger and flexible.
- Fit for related AS/NZS standards.

⚠ WARNING

This product should be installed by the qualified electrician.



Model	Output	Voltage	Packing
SSP-A01	10A	250 a.c	100pcs/carton 10pcs/inner box

Junction Box

JB007-A01/JB107-A01

FEATURES

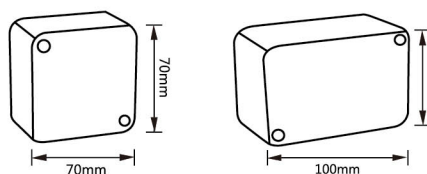
- Rating 40A 500V a.c.
- Improved out-look and installation operations, more convenient.
- Selected materials make it more stronger and flexible.
- Fit for related AS/NZS standards.

⚠ WARNING

This product should be installed by the qualified electrician.



Model	Output	Voltage	Size	Packing
JB007-A01	40A	500V a.c	70x70mm	100pcs/ctn
JB107-A01	40A	500V a.c	100x70mm	100pcs/ctn



Weatherproof outlet

IP53

FEATURES


- Selected eco-friendly materials.
- Improved design for easy installation.
- IP53 design for tough environmental application.
- SAA certificate tested and approved.

⚠ WARNING

This product should be installed by the qualified electrician.



Model	Description	Input Voltage	Current	IP Grade	Plate Dimension(L*W*H)
WOTS01-010	Single socket	250V AC	10A	IP53	85*85*44.6mm
WOTS01-015	Single socket	250V AC	15A	IP53	85*85*44.6mm
WOTD02-010	Double socket	250V AC	10A	IP53	115*85*44.6mm



Improved internal water proof



New improved design - 25/20 reducer

Enclosed Mounting Box

MBX173-025

FEATURES

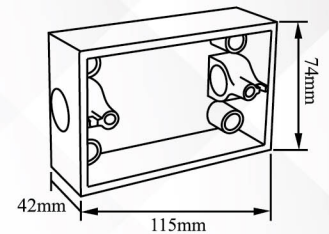
- New improved design-25/20 reducer.
- Improved internal water proof.
- Improved out-look and installation operations,more convenient.
- Selected materials make it more stronger and flexible.
- Fit for related AS/NZS standards.

⚠ WARNING

This product should be installed by the qualified electrician.



Model	Current	Voltage	Packing
MBX173-025	40A	500V a.c	100pcs/ctn



Mounting Block

MBK180-007

FEATURES

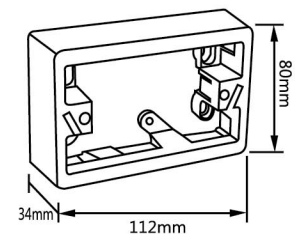
- Rating 40A 500V a.c.
- Improved internal water proof.
- Improved out-look and installation operations,more convenient.
- Selected materials make it more stronger and flexible.
- Fit for related AS/NZS standards.

⚠ WARNING

This product should be installed by the qualified electrician.



Model	Current	Voltage	Packing
MBK180-007	40A	AC500 a.c	100pcs/ctn



Adaptable Box

IP66

FEATURES

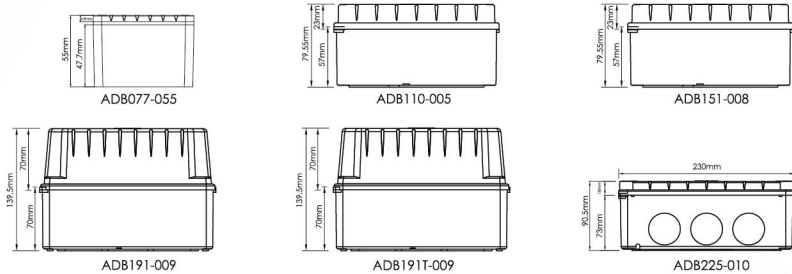
- Improved out-look and structure size, more convenient for installation.
- Selected ABS materials makes it strong and tough.
- Fit for related AS/NZS standards.

⚠ WARNING

This product should be installed by the qualified electrician.



Model	Set	Plate	Cover Height	Base Height	Qty/Ctn
ADB077-055	77.5*77.5*55mm	77*77mm	4.8mm	47.7mm	100pcs
ADB110-005	108.5*108.5*72.7mm	100*100mm	32mm	42mm	100pcs
ADB151-008	159*118.5*80mm	153*112mm	23mm	57mm	50pcs
ADB191-009	201*155*139.5mm	195*148mm	70mm	70mm	20pcs
ADB191T-009	201*155*139.5mm	195*148mm	70mm	70mm	20pcs
ADB225-010	230*180*90.5mm	224*174mm	18mm	73mm	20pcs



Cable Tie

FEATURES

- Selected eco-friendly high-quality nylon material- PA66.
- Flammability rating of UL94 V-2.
- Robust, rigid, and highly stable nylon cable ties can help withstand severe conditions.
- Smooth edges help to eliminate damage to valuable equipment.
- Acid and corrosion resistant, quality insulation, long life.
- Black cable ties are resistant to ultraviolet light
- Oval locking head design allows positive cable feed.
- Ziplock packaging design assists with partial usage.
- Operating temperature. -40°C to 80°C



Model	Dimension L*W	MinΦ	MaxΦ	Rated Load	Color	Qty/Pack
OCT100-25B	100x2.5	3mm	21mm	8kg	Black	100pcs
OCT150-36B	150x3.6	3mm	36mm	18kg	Black	100pcs
OCT200-48B	200x4.8	3mm	50mm	22kg	Black	100pcs
OCT200-48B/1000	200x4.8	3mm	50mm	22kg	Black	1000pcs
OCT250-48B	250x4.8	3mm	65mm	22kg	Black	100pcs
OCT250-48B/1000	250x4.8	3mm	65mm	22kg	Black	1000pcs
OCT300-48B	300x4.8	3mm	81mm	22kg	Black	100pcs
OCT300-48B/1000	300x4.8	3mm	81mm	22kg	Black	1000pcs
OCT370-48B	370x4.8	3mm	104mm	22kg	Black	100pcs
OCT370-76B	370x7.6	6mm	104mm	55kg	Black	100pcs



Cable Gland

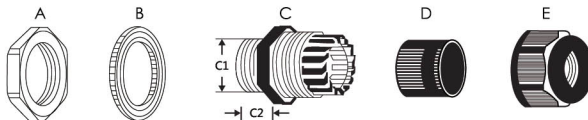
OCG12/16/20/25/32/40/50/63

FEATURES

- Selected eco-friendly materials, nlon PA66(A/C/C/E) and EPDM rubber(B/D).
- Rated IP68.
- Anti-rust and weather proofing, fire protection.
- 1.5 metric thread.
- Operating temp. -40°C to 100°C.

⚠ WARNING

This product should be installed by the qualified electrician.



Model	Threads	Cable Range	C1	C2	Wrench Diameter	Qty/Box
OCG12	M12*1.5	3-6.5mm	12mm	8.5mm	18/15mm	50pcs
OCG16	M16*1.5	5-10mm	16mm	15mm	22/22mm	50pcs
OCG20	M20*1.5	8.5-14mm	20mm	15mm	27/27mm	50pcs
OCG25	M25*1.5	12.5-18mm	25mm	15mm	33/33mm	20pcs
OCG32	M32*1.5	17-25mm	32mm	15mm	41/42mm	20pcs
OCG40	M40*1.5	23-32mm	40mm	15mm	50/52mm	10pcs
OCG50	M50*1.5	30-41mm	50mm	15mm	62/62mm	4pcs
OCG63	M63*1.5	35-45mm	63mm	18mm	76/65mm	4pcs



"Hybrid" Conduit Half Saddle

A3 Galvanised Strip Steel , Formed And Zinc Plated
2 in 1 concept

Model	Size	Fixing hole	Packing
OSH-M20	20mm	Φ5.5mm	100pcs/box, 12boxes/ctn, 1200pcs/ctn
OSH-M20A	20mm	Φ6.5mm	100pcs/box, 12boxes/ctn, 1200pcs/ctn
OSH-M25	25mm	Φ5.5mm	50pcs/box, 12boxes/ctn, 600pcs/ctn
OSH-M25A	25mm	Φ6.5mm	50pcs/box, 12boxes/ctn, 600pcs/ctn
OSH-M32	32mm	Φ6.5mm	50pcs/box, 12boxes/ctn, 600pcs/ctn
OSH-M40	40mm	Φ6.5mm	50pcs/box, 8boxes/ctn, 400pcs/ctn
OSH-M50	50mm	Φ6.5mm	20pcs/box, 12boxes/ctn, 240pcs/ctn



Cable Clips

FEATURES

- Clips with impact resistant PP, nail with zinc plated hardened steel and rockwell 47 hardness.
- Standard size and series.

Model	Flat	Cable	Qty/Jar
OCP215-010	10mm	10mm 2 core + earth, 1.5mm ²	500pcs
OCP225-012	12mm	12mm 2 core + earth, 2.5mm ²	500pcs



Cable Connector

FEATURES

- Selected eco-friendly materials.
- Flame retardant PVC insulator.
- Combination flat screw head.
- Standard series size with matched cable.

Model	Description	Qty/Jar(pcs)	Qty/Ctn(pcs)
OCR-S01	3x6mm ² single screw	50pcs/Jar	2500pcs/ctn
OCR-T02	2x6mm ² double screw	50pcs/Jar	2500pcs/ctn
OCR-E01	2x6mm ² single screw	100pcs/Jar	5000pcs/ctn
OCR-E01/500	2x6mm ² single screw	500pcs/Jar	4500pcs/ctn

OAD Series

Plain screwed adaptor

FEATURES

- High-end quality finish.
- Tough environmental application.
- Mirrored colouring to large percentage of grey conduit lengths.
- Plain screwed adaptors come with thread screw attached on all sizes.



OAD-P20G/L
PVC
20mm
Grey
with lock ring



OAD-P25G/L
PVC
25mm
Grey
with lock ring



OAD-P32G/L
PVC
32mm
Grey
with lock ring



OAD-P40G/L
PVC
40mm
Grey
with lock ring



OAD-P50G/L
PVC
50mm
Grey
with lock ring

Model no.	Description	Qty/Box (pcs)	Qty/Ctn (pcs)
OAD-P20G/L	Plain screwed adaptor,PVC,20mm,Grey,with lock ring	50	1200
OAD-P25G/L	Plain screwed adaptor,PVC,25mm,Grey,with lock ring	40	640
OAD-P32G/L	Plain screwed adaptor,PVC,32mm,Grey,with lock ring	30	540
OAD-P40G/L	Plain screwed adaptor,PVC,40mm,Grey,with lock ring	20	400
OAD-P50G/L	Plain screwed adaptor,PVC,50mm,Grey,with lock ring	10	100

OCP Series

Couplings

FEATURES

- High-end quality finish.
- Tough environmental application.
- Mirrored colouring to large percentage of grey conduit lengths.



OCP-P20G
PVC
Plain
20mm
Grey



OCP-P25G
PVC
Plain
25mm
Grey



OCP-P32G
PVC
Plain
32mm
Grey



OCP-P40G
PVC
Plain
40mm
Grey



OCP-P50G
PVC
Plain
50mm
Grey

Model no.	Description	Qty/Box (pcs)	Qty/Ctn (pcs)
OCP-P20G	Couplings,PVC,Plain,20mm,Grey	50	1200
OCP-P25G	Couplings,PVC,Plain,25mm,Grey	40	720
OCP-P32G	Couplings,PVC,Plain,32mm,Grey	30	540
OCP-P40G	Couplings,PVC,Plain,40mm,Grey	20	240
OCP-P50G	Couplings,PVC,Plain,50mm,Grey	10	120

ORJ-D Series

Round Junction Box/Deep Version

FEATURES

- High-end quality finish.
- Tough environmental application.
- Mirrored colouring to large percentage of grey conduit lengths.



ORJ-D20G1

PVC
1 way
20mm
Grey



ORJ-D20G2

PVC
2 way
20mm
Grey



ORJ-D20G3

PVC
3 way
20mm
Grey



ORJ-D20G4

PVC
4 way
20mm
Grey



ORJ-D25G1

PVC
1 way
25mm
Grey



ORJ-D25G2

PVC
2 way
25mm
Grey



ORJ-D25G3

PVC
3 way
25mm
Grey



ORJ-D25G4

PVC
4 way
25mm
Grey



ORJ-LID

PVC
Grey

Model no.	Description	Qty/Box(pcs)	Qty/Ctn(pcs)
ORJ-D20G1	Round junction box, DEEP VERSION, PVC, 1 way, 20mm, Grey	10	100
ORJ-D25G1	Round junction box, DEEP VERSION, PVC, 1 way, 25mm, Grey	10	100
ORJ-D20G2	Round junction box, DEEP VERSION, PVC, 2 way, 20mm, Grey	10	100
ORJ-D25G2	Round junction box, DEEP VERSION, PVC, 2 way, 25mm, Grey	10	100
ORJ-D20G3	Round junction box, DEEP VERSION, PVC, 3 way, 20mm, Grey	10	100
ORJ-D25G3	Round junction box, DEEP VERSION, PVC, 3 way, 25mm, Grey	10	100
ORJ-D20G4	Round junction box, DEEP VERSION, PVC, 4 way, 20mm, Grey	10	100
ORJ-D25G4	Round junction box, DEEP VERSION, PVC, 4 way, 25mm, Grey	10	100
ORJ-LID	Round Junction Box Lid, PVC, Grey	100	1200

ORJ-S Series

Round Junction Box/Standard

FEATURES

- High-end quality finish.
- Tough environmental application.
- Mirrored colouring to large percentage of grey conduit lengths.



ORJ-S20G1
PVC
1 way
20mm
Grey



ORJ-S20G2
PVC
2 way
20mm
Grey



ORJ-S20G3
PVC
3 way
20mm
Grey



ORJ-S20G4
PVC
4 way
20mm
Grey



ORJ-S25G1
PVC
1 way
25mm
Grey



ORJ-S25G2
PVC
2 way
25mm
Grey



ORJ-S25G3
PVC
3 way
25mm
Grey



ORJ-S25G4
PVC
4 way
25mm
Grey



ORJ-LID
PVC
Grey

Model no.	Description	Qty/Box(pcs)	Qty/Ctn(pcs)
ORJ-S20G1	Round junction box, PVC, 1 way, 20mm, Grey	10	100
ORJ-S25G1	Round junction box, PVC, 1 way, 25mm, Grey	10	100
ORJ-S20G2	Round junction box, PVC, 2 way, 20mm, Grey	10	100
ORJ-S25G2	Round junction box, PVC, 2 way, 25mm, Grey	10	100
ORJ-S20G3	Round junction box, PVC, 3 way, 20mm, Grey	10	100
ORJ-S25G3	Round junction box, PVC, 3 way, 25mm, Grey	10	100
ORJ-S20G4	Round junction box, PVC, 4 way, 20mm, Grey	10	100
ORJ-S25G4	Round junction box, PVC, 4 way, 25mm, Grey	10	100
ORJ-LID	Round Junction Box Lid, PVC, Grey	100	1200

OBD Series

Bend

FEATURES

- High-end quality finish.
- Tough environmental application.
- Mirrored colouring to large percentage of grey conduit lengths.



OBD-P20G
PVC fittings
20mm
90°
Grey



OBD-P25G
PVC fittings
25mm
90°
Grey



OBD-P32G
PVC fittings
32mm
90°
Grey



OBD-P40G
PVC fittings
40mm
90°
Grey



OBD-P50G
PVC fittings
50mm
90°
Grey

Model no.	Description	Qty/Box (pcs)	Qty/Ctn (pcs)
OBD-P20G	BEND,PVC fittings,20mm,90°,Grey	20	200
OBD-P25G	BEND,PVC fittings,25mm,90°,Grey	20	200
OBD-P32G	BEND,PVC fittings,32mm,90°,Grey	10	120
OBD-P40G	BEND,PVC fittings,40mm,90°,Grey	6	108
OBD-P50G	BEND,PVC fittings,50mm,90°,Grey	4	60

ORD Series

PVC Reducer

FEATURES

- High-end quality finish.
- Tough environmental application.



ORD-20/16
PVC
20/16mm
Grey



ORD-25/20
PVC
25/20mm
Grey



ORD-32/25
PVC
32/25mm
Grey



ORD-40/32
PVC
40/32mm
Grey



ORD-50/40
PVC
50/40mm
Grey

Model no.	Description	Qty/Box (pcs)	Qty/Ctn (pcs)
ORD-20/16	Reducer,PVC,20/16mm,Grey	50	2400
ORD-25/20	Reducer,PVC,25/20mm,Grey	40	1920
ORD-32/25	Reducer,PVC,32/25mm,Grey	30	1440
ORD-40/32	Reducer,PVC,40/32mm,Grey	20	960
ORD-50/40	Reducer,PVC,50/40mm,Grey	10	480

OTE Series Straight tee

FEATURES

- High-end quality finish.
- Tough environmental application.
- Mirrored colouring to large percentage of grey conduit lengths.



OTE-P20G
PVC fittings 20mm
Grey



OTE-P25G
PVC fittings 25mm
Grey

Model no.	Description	Qty/Box (pcs)	Qty/Ctn (pcs)
OTE-P20G	Straight tee,PVC fittings 20mm,Grey	20	600
OTE-P25G	Straight tee,PVC fittings 25mm,Grey	20	240

OEB Series Elbows

FEATURES

- High-end quality finish.
- Tough environmental application.
- Mirrored colouring to large percentage of grey conduit lengths.



OEB-P20G
PVC
20mm
Grey



OEB-P25G
PVC
25mm
Grey

Model no.	Description	Qty/Box (pcs)	Qty/Ctn (pcs)
OEB-P20G	Elbows,PVC,20mm,Grey	20	200
OEB-P25G	Elbows,PVC,25mm,Grey	20	200

OIE Series

Inspection Elbow

FEATURES

- High-end quality finish.
- Tough environmental application.
- Mirrored colouring to large percentage of grey conduit lengths.



OIE-P20G

PVC
20mm
grey



OIE-P25G

PVC
25mm
grey



OIE-P32G

PVC
32mm
grey

Model no.	Description	Qty/Box (pcs)	Qty/Ctn (pcs)
OIE-P20G	Inspection Elbow,PVC ,20mm,grey	20	600
OIE-P25G	Inspection Elbow,PVC ,25mm,grey	20	480
OIE-P32G	Inspection Elbow,PVC ,32mm,grey	6	300

OIT Series

Inspection Tee

FEATURES

- High-end quality finish.
- Tough environmental application.
- Mirrored colouring to large percentage of grey conduit lengths.



OIT-P20G

PVC
20mm
grey



OIT-P25G

PVC
25mm
grey



OIT-P32G

PVC
32mm
grey

Model no.	Description	Qty/Box (pcs)	Qty/Ctn (pcs)
OIT-P20G	Inspection Tee,PVC ,20mm,grey	20	400
OIT-P25G	Inspection Tee,PVC ,25mm,grey	20	240
OIT-P32G	Inspection Tee,PVC ,32mm,grey	6	90

3 Pin Plug



FIRE
RETARDANT



HIGH QUALITY
BRASS MATERIAL

10A 250V a.c.



3PP-OD01

Recommended for 0.75mm² or 1mm² ordinary duty 3 core flexible cords With insulated Active and Neutral pins
Complies to AS/NZS3112



3PP-HD02

Recommended for 0.75mm² or 1mm² heavy duty 3 core flexible cords With insulated Active and Neutral pins
Complies to AS/NZS3112



3PP-XHD03

Recommended for 1.5mm² heavy duty 3 core flexible cords With insulated Active and Neutral pins
Complies to AS/NZS3112



3PP-CES04

Recommended for 0.75mm² or 1mm² ordinary duty 3 core flexible cords With insulated Active and Neutral pins
Complies to AS/NZS3112



3PP-SEP05

Recommended for 1.5mm² heavy duty 3 core flexible cords With insulated Active and Neutral pins
Complies to AS/NZS3112

MODEL	PACKING
3PP-OD01	10pcs/box 200pcs/ctn
3PP-HD02	10pcs/box 200pcs/ctn
3PP-XHD03	10pcs/box 200pcs/ctn
3PP-CES04	10pcs/box 200pcs/ctn
3PP-SEP05	10pcs/box 200pcs/ctn